Commercial & Multi-Family Services Guide

Unincorporated County of Santa Clara

Important information inside regarding your recycling, organics, and garbage services.

Every Bin Counts: Join California's Waste Reduction Effort

SB 1383 - Fighting Climate Change One Bin at a Time

California's SB 1383 law is all about cutting down on climate pollution by keeping food scraps, food-soiled paper, and yard trimmings out of landfills - where they create methane, a super-potent greenhouse gas.

What Businesses Need to Do:

- All businesses must participate in **proper sorting and collection** of recycling, organics, and garbage
- Recycling (blue), organics (green), and garbage (grey) **containers must be clearly labeled and color-coded**
  - GreenTeam provides color coded exterior containers for your collection service
  - Businesses to provide interior containers for recycling, organics, and garbage in all areas where disposal containers are accessible - except restrooms
  - Full-service restaurants do not need to provide front-of-house containers but must provide them for back-of-house
- Provide **annual waste sorting education** to staff, tenants, and contractors
- Be sure to avoid placing items in the incorrect bins and containers (refer to guide above)

Why It Matters:

Proper sorting supports California's goal of reducing organic waste in landfills by 75%. The law also requires **annual monitoring** of randomly selected containers to identify contamination and provide sorting education. Auditors will lift container lids to visually inspect contents.

AB 1276 - Single-Use Items Upon Request Only

Restaurants, retail food businesses, and delivery services are expected to provide single-use items (utensils, straws, condiments) only when requested by the customer. This reduces unnecessary waste and supports a more sustainable food service model.

***Contact our dedicated sustainability specialist at* (408) 283-8500**

California's waste laws aren't just about compliance - they're about creating cleaner communities, reducing climate impacts, and helping businesses and property managers like YOU save money by:

- Improving efficiency, avoiding costly clean-ups of overflowing bins and carts
- Avoiding contamination - which can lead to costly missed pick ups
- Ensuring you have properly-sized bins or carts for recycling, organics, and garbage for your business.

The Very Small Quantity Generator (VSQG) Program: Hazardous Waste Disposal Made Easy

Why It Matters

- Improper disposal of hazardous waste can harm the environment and public health - and it's often costly and inconvenient.
- The VSQG program offers a safe, affordable, and environmentally responsible option for disposing of hazardous waste.

Examples of Household Hazardous Waste (HHW):

- Cleaning fluids
- Construction adhesives, joint compounds
- E-waste (TVs, computers, cell phones, peripherals)
- Fluorescent light bulbs
- Solvents, detergents
- Mercury thermometers, lamps
- Paint
- Pesticides and fertilizers
- Propane tanks, aerosol cans
- Syringes and sharps

For more information, click on 'Business Waste' at **www.hhw.org**

Roll-Off Box Rental

GreenTeam offers roll-off box rentals in sizes ranging from 20, 30, and 40 cubic yards for recycling, organics, general debris, and construction cleanup. We also provide specialized 8 cubic yard roll-off boxes for safe collection of heavy materials like concrete and dirt.

For a Box Rental, call: **(408) 253-8500**

Other Resources

To report illegal dumping: **(408) 494-2750**
Or download the County's Citizen app (login required): https://roads.santaclaracounty.gov/services/service-requests

Recyclables

Recyclables must be empty and dry. Placing items loosely in containers is best practice.

Place all recyclables loosely in the cart.

Plastic

- Baby wipe containers
- Baskets & crates
- Coffee cup lids
- Coolers
- Food containers
- Bottles, cups, jars & tubs
- Buckets
- Flower pots
- Plastics 1-7
- Film plastic, plastic bags & wrap. (*Bundle in a clear plastic bag and knot at the top.)*

Glass

- Bottles & Jars

Metal

- Aerosol cans (must be empty and non-hazardous)
- Aluminum foil & pans
- Small and clean car parts (no solvents)
- Cans & lids
- Pipes & plumbing fixtures
- Toys & sporting goods
- Pots & pans
- Scrap metal
- Small appliances

Paper

- Books
- Cardboard & paper boxes - unwaxed, flattened
- Catalogs, magazines, & mail
- Computer paper
- Egg cartons
- Gift wrap (no metallic / foil)
- Juice / milk boxes & cartons (empty)
- Newspaper
- Paper bags
- Shredded paper (in clear plastic bag)

Cart and bin lids must close completely. Do not overflow.

Organics

Yard Trimmings

- Branches, ivy & brush
- Flax
- Flowers & floral trimmings
- Grasses, hay, & weeds
- Landscape vegetation
- Leaves & tree trimmings (cut to fit in cart)
- Lumber, (unpainted, untreated. No larger than 6” diameter & 2 feet in length)
- Shrubs

Food-Soiled Paper

- Paper bags, napkins, towels, cups, plates
- Coffee filters (no pods) & tea bags
- Milk Cartons
- Paper take-out containers, (uncoated)
- Pizza boxes

Food Waste

(Place directly in cart, no bag needed)

- Fruits & vegetables
- Meat & seafood
- Grains (bread, rice, pasta, beans)
- Eggshells
- Cheese
- Coffee grounds

For a complete list of what goes where, *visit www.GreenTeam.com or download our app, WasteConnect.*

Cart and bin lids must close completely. Do not overflow.

Recycle, Organics, Garbage - Three Bins. One Goal. Zero Waste.

Garbage

Place all non-recyclable, non-reusable, non-hazardous items in the cart.

Compostable Foodwares

- Bowls
- Cups
- Plates
- Utensils
- Bags

Green Waste

- Ashes (cold & bagged)
- Bamboo
- Cactus
- Palm fronds
- Pampas Grass
- Poison Oak
- Sawdust (in clear bags)
- Wood chips
- Yucca
- Manure

Textiles (Please donate usable items)

- Burlap
- Small rugs
- Diapers
- Pillows & bedding
- Shoes
- Clothes

Other

- Bathroom waste (bagged)
- CD's & DVD's & video tapes
- Ceramic & glass cookware
- Chip bags & candy wrappers
- Foil beverage pouches
- Incandescent light bulbs
- Packing peanuts
- Pet waste
- Polystyrene (Styrofoam™)
- Straws
- Tarps
- Toothpaste & ointment tubes

Cart and bin lids must close completely. Do not overflow.

Safe And Efficient Bin Set-out for Stab and Dismount Service

For Bins in Stab Position Service

- Driver does not exit truck.
- Keep 5-10 ft of clearance around each bin for safe truck access.
- Angle bins at least 45°, facing the street or truck approach direction.

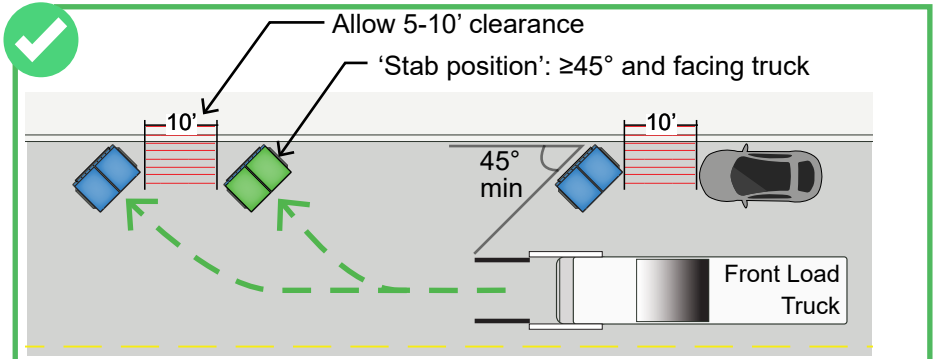

Fig. 1: Allows truck arms and forks to safely 'stab' and service bin.

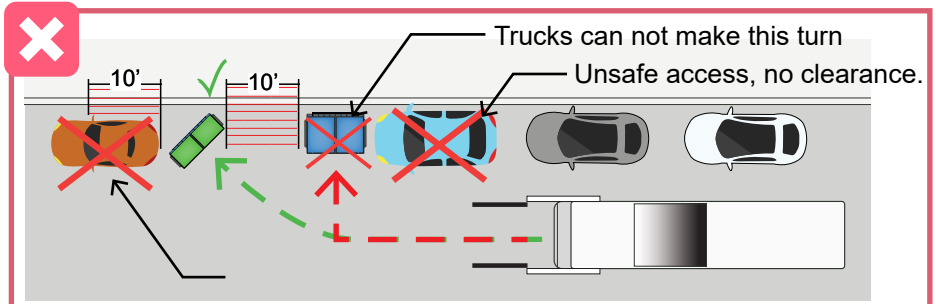

Fig. 2: Little or no clearance to safely service bins.

For Dismount Service (extra fee)

- Driver exits truck.
- Leave at least 5 ft of space in front of bins and enclosures.

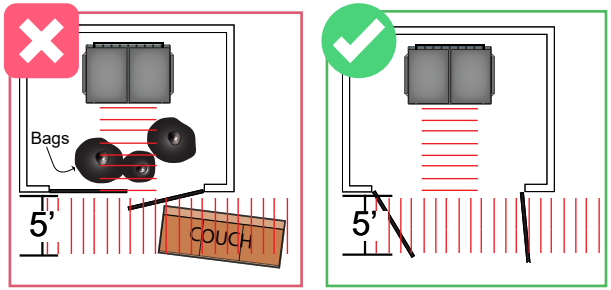

Fig. 3: Keep clear access

General Set-Out Tips

- Overflow, parked vehicles, or other obstructions prevent access to containers and may result in missed service.
- Make sure bin lids are fully closed to avoid spills or missed pickups.

Fig. 4: Lids should close completely.

1333 Oakland Rd
San Jose, CA 95112
(408) 283-8500
www.GreenTeam.com

Contact us today to receive:

Technical Support - Recommendations to tailor your service levels to your needs and potentially save you money.

Compliance - Educational resources providing information on how to effectively sort your materials and maintain compliance with state and local sorting requirements.

Sustainability Training - Customized waste sorting training for staff and/or tenants - in person or virtually.

Visit: www.GreenTeam.com
Email: **CustomerService@GreenTeam.com**
Call: **(408) 283-8500**